

















Active Implement Guidance Machine Configuration Guide

		Wheeled Tractors												Tracked Tractors								Mannheim/Non JD Machines
		7030* Series (Large Frame)	7R IT4 Series	8000** Series	8010** Series	8020 Series	8030* Series	8R Series	9000** Series	9020 Series	9030* Series	9R Series	8000** Series	8010* Series	8020 Series	8030* Series	9x00**/9x20 Series	9030* Series	9RT Series	8RT Series	Small Frame JD Machines/Non-JD Machines***	
Row Crop Tractor ISO Connector (RE174725)		✓	✓	✓	✓	✓	✓	✓					✓	✓	✓	✓	✓	✓	✓	✓	✓	
Articulated Tractor ISO Connector (RE174726)									✓	✓	✓	✓										
Constant Power Harness (BPF10403)		✓	✓	✓	✓	✓	✓	✓					✓	✓	✓	✓	✓	✓	✓	✓	✓	
Constant Power Harness (BPF10404)									✓	✓	✓	✓										
Application Controller 1100		✓	✓	✓	✓	✓	✓	✓	✓	✓	✓	✓	✓	✓	✓	✓	✓	✓	✓	✓	✓	
Active Implement Guidance Activation		✓	✓	✓	✓	✓	✓	✓	✓	✓	✓	✓	✓	✓	✓	✓	✓	✓	✓	✓	✓	
Row Crop Vehicle Side 9-pin Impement Harness (RE58827)		✓	✓	✓	✓	✓	✓						✓	✓	✓	✓	✓	✓	✓	✓		
Articulated Vehicle Side 9-pin Impement Harness (RE67685)								✓	✓	✓	✓											
Dual Counter Balance Valve (BPF10548)		✓	✓				Required for SN 040000 and above	✓				Required for SN 051000 and above			Required for SN 905000 and above		Required for SN 911000 and above	✓	✓			
Application Controller Mounting Hardware (BPF10731)											✓							✓				
Application Controller Mounting Hardware (BPF10732)			✓																			
Application Controller Mounting Hardware (BPF10041)				✓	✓			✓														
Application Controller Mounting Hardware (BPF10022)						✓																
Application Controller Mounting Hardware (BPF10042)																			✓			
Application Controller Mounting Hardware (BPF10020)													✓	✓								
Application Controller Mounting Hardware (BPF10021)															✓							
Active Implement Guidance External Valve																					✓	
Application Controller Mounting Hardware (BPF10023)									✓	✓						✓						
iGrade/Active Implement Guidance CAN Extension Harness (BPF10018)									✓	✓	✓	✓										

*XX30 Series Tractors do not require additional mounting hardware to be ordered. Hardware utilized is present on the tractor. 7030 Series Machines are Large Frame Tractors only.

Some XX00 & XX10 may require an EPROM update. **SCO Version 9 or higher.

Note: To determine if your tractor has updated EPROMs installed, check address 87 (HCU/SCU or SCO). Look for version 005 or higher which indicates that the EPROM update is installed.

Note: Early 8000 wheeled tractors may have soldered (non-replaceable) EPROM sockets resulting in a replacement SCU or SCO controller wedges. All 8000T and 9000 series tractors have replaceable sockets.











***Small Frame John Deere Machines and Non-JD Machines require a GreenStar Harness with ISO connector installed(Integrated or Universal harness)

8000W Series number Range with potentially non-replaceable sockets	
Tractor Series Number	Tractor Serial Numbers
8100	6058 and below
8200	4209 and below
8300	7105 and below
8400	7775 and below

Tractors with Soldered Sockets, which require a new controller, orders:	
Solutions	Kit
SCV's 1, 2 & 3	RE202676

Tractors built after the listed serial numbers have updated EPROMs on both controllers	
Tractor Series Number	Tractor Serial Numbers
8100	021246-
8200	021031-
8300	021781-
8400	022342-
8100T	902029-
8200T	902048-
8300T	902167-
8400T	902637-
9100	10366-
9200	10850-
9300	10929-
9400	10932-

Tractor controllers with removable EPROM sockets that require updated, order:	
Solutions	Kit
SCV's 1, 2 & 3	RE203534

Active Implment Guidance Implement Configuration Guide												External Valve*		
		Choose 1 of the Front Extension Harnesses (3M or 10M)*** :		2 Meter Center Extension Harness (PF90588) As Needed	8 Meter Center Extension Harness (PF90589) As needed	Implement Receiver Harness (PF90538)	Implement Receiver Bracket & Deluxe Shroud (PF90739)	CAN Terminator	Active Implement Guidance Implement Feedback Harness (BPF10032)-4M	Active Implement GuidanceImplement Feedback Ext as needed (BPF10019)-9M	Active Implement Guidance Implement Feedback Sensor (BPF10024)	External SCV Controller (Switch) and Harness (BPF10356)	External Valve Bracket Kit (BPF10352)	Open (BPF10382) or Closed Center (BPF10383) Valve and Harness
		3 Meter Front Extension Harness (PF90586)	10 Meter Front Extension Harness (PF90587)											
														
														
Implement Configurations	Side Shift	✓	✓	✓	✓	✓	**** ✓	✓				* ✓	* ✓	* ✓
	Wheel and Axle	✓	✓	✓	✓	✓	**** ✓	✓	✓	✓	✓	* ✓	* ✓	* ✓
	Coulter	✓	✓	✓	✓	✓	**** ✓	✓	✓	✓	✓	* ✓	* ✓	* ✓



* External Valve is for Small Frame John Deere Tractors and Non-John Deere Machines, NOTE: Hydraulic Hoses are not included

**An implement feedback sensor is standard on Orthman coulters steering systems and is compatible with Active Implement Guidance. Active Implement Guidance only requires one implement feedback sensor.

*** The Front Extension Harness is only needed on Non-ISO bus implements. Example, if installing on a SeedStar2 Planter the Implement receiver harness should plug into the main planter harness at a terminator location, verify if harness is needed before ordering.

****Needed components if the implement receiver has the original shroud

Suggested Implement Masts

Part Number	Image	SideShift	Wheel and Axle	Coulter
PF90523 - 7" & 8" Frame Tubes			X	
PF90524 - 3",4",5",6" Frame Tubes		X		X